



# UiTM 2017-2019 REPORT eUSAHAWAN MUDA (STUDENTS)

\*As of Dec 31st, 2019



# UiTM eUSAHAWAN CURRICULUM INTEGRATION IMPLEMENTATION 2017-2019

UNIVERSITI TEKNOLOGI MARA			
SUBJECT	Core/ Elective	No of Students Trained (No.)	No of Students Tracked (No.)
<b>ENT 530 PRINCIPLES OF ENTERPRENEURSHIP</b>	University Core	22,458	18,284

# OVERALL ACHIEVEMENT UiTM BY CAMPUS 2017-2019

UNIVERSITI TEKNOLOGI MARA	No of Student Trained			No of Student Reporting Sales			Sales Reported (RM)			Total 2017 - 2019		
(CAMPUS)	2017	2018	2019	2017	2018	2019	2017	2018	2019	No of Student Trained	No of Student Reporting Sales	Sales Reported (RM)
UiTM Puncak Alam	670	2,900	2,989	434	2,510	2,548	180,191.00	1,194,695.00	1,071,494.10	6,559	5,492	2,446,380.10
UiTM Caw . Kedah	129	442	890	44	433	872	10,127.00	199,300.00	467,314.64	1,461	1,349	676,741.64
UiTM Shah Alam	56	533	901	14	449	706	2,692.00	256,442.00	380,845.87	1,490	1,169	639,979.87
UiTM Kota Kinabalu	15	547	529	2	490	330	432.00	343,372.00	203,884.05	1,091	822	547,688.05
UiTM Bandaraya Melaka	166	408	722	78	363	621	32,881.00	119,245.00	320,406.01	1,296	1,062	472,532.01
UiTM Segamat	27	105	562	4	86	524	3,777.00	64,815.00	386,376.95	694	614	454,968.95
UiTM Kota Samarahan	183	304	297	132	271	281	79,994.00	145,080.00	115,370.91	784	684	340,444.91
UiTM Seremban	107	593	531	34	542	483	8,783.00	182,211.00	113,459.80	1,231	1,059	304,453.80
UiTM Puncak Perdana	23	275	493	5	227	438	7,433.00	106,700.00	130,044.40	791	670	244,177.40
UiTM Dungun	91	255	233	70	238	224	36,532.00	107,610.00	72,652.80	579	532	216,794.80
UiTM Machang	62	84	281	26	56	260	17,118.00	32,363.00	76,336.80	427	342	125,817.80
UiTM Kota Samarahan 2	87	87	152	49	34	123	13,597.00	26,625.00	67,359.90	326	206	107,581.90
UiTM Kota Bharu	3	30	167	1	24	149	45.00	17,581.00	86,021.75	200	174	103,647.75

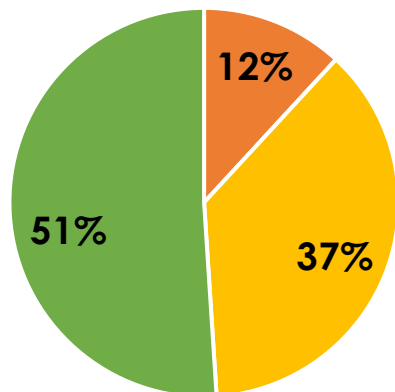
# CONT.

UNIVERSITI TEKNOLOGI MARA	No of Student Trained			No of Student Reporting Sales			Sales Reported (RM)			Total 2017 - 2019		
(CAMPUS)	2017	2018	2019	2017	2018	2019	2017	2018	2019	No of Student Trained	No of Student Reporting Sales	Sales Reported (RM)
UiTM Rembau	161	97	109	102	84	109	31,133.00	30,687.00	17,382.60	367	295	79,202.60
UiTM Melaka	4	8	180	2	4	170	670.00	1,604.00	71,481.00	192	176	73,755.00
UiTM Jengka	18	33	90	1	22	89	1,615.00	26,394.00	30,999.10	141	112	59,008.10
UiTM Pulau Pinang	12	52	140	12	45	133	1,415.00	19,338.00	35,348.65	204	190	56,101.65
UiTM Arau		8	37		0	36		0.00	47,614.97	45	36	47,614.97
UiTM Pasir Gudang	2	2	0	1	0	0	6,000.00	0.00	0.00	4	1	6,000.00
N/A	349	9	18	10	3	0	1,904.00	663.00	0.00	376	13	2,567.00
UiTM Jalan Othman	1	2	1	0	2	0	0.00	1,704.00	0.00	4	2	1,704.00
UiTM Seksyen 17		6	5		4	1		934.00	582.00	11	5	1,516.00
UiTM Jasin			1			0			0.00	1	0	0.00
UiTM Kuala Terengganu		3	0		0	0		0.00	0.00	3	0	0.00
UiTM Kuantan	1	0	0	0	0	0	0.00	0.00	0.00	1	0	0.00
UiTM Raub		1	0		0			0.00	0.00	1	0	0.00
UiTM Seri Iskandar		1	1		0	0		0.00	0.00	2	0	0.00
UiTM Tapah	1	0	0	0	0	0	0.00	0.00	0.00	1	0	0.00
UiTM Tawau		1	1		0	0		0.00	0.00	2	0	0.00
<b>Grand Total</b>	<b>2,168</b>	<b>6,786</b>	<b>9,330</b>	<b>1,021</b>	<b>5,887</b>	<b>8,097</b>	<b>436,339.00</b>	<b>2,877,363.00</b>	<b>3,694,976.30</b>	<b>18,284</b>	<b>15,005</b>	<b>7,008,678.30</b>

# eUSAHAWAN INSIGHT FOR UiTM YEAR 2017-2019

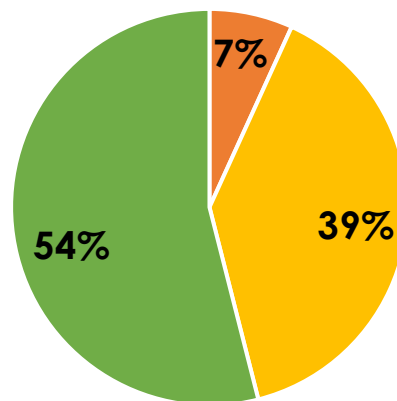
YEAR	2017	2018	2019	2017-2019
TRAINED	2,168	6,786	9,330	18,284
REPORTING SALES	1,021	5,887	8,097	15,005
TOTAL SALES REPORTED (RM)	436,339.00	2,877,363.00	3,694,976.30	7,008,678.30

### TRAINED



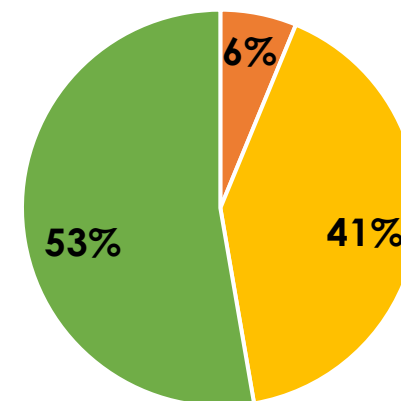
2017 2018 2019

### REPORTING SALES



2017 2018 2019

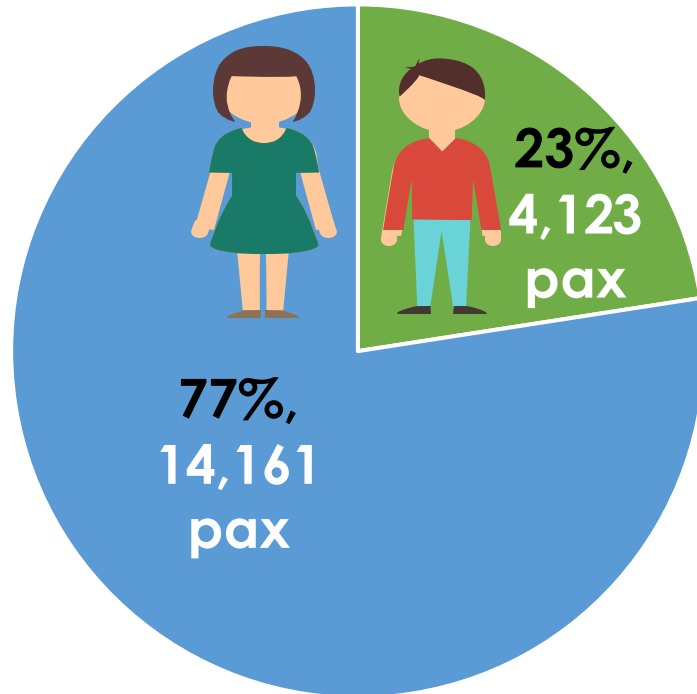
### SALES REPORTED (RM)



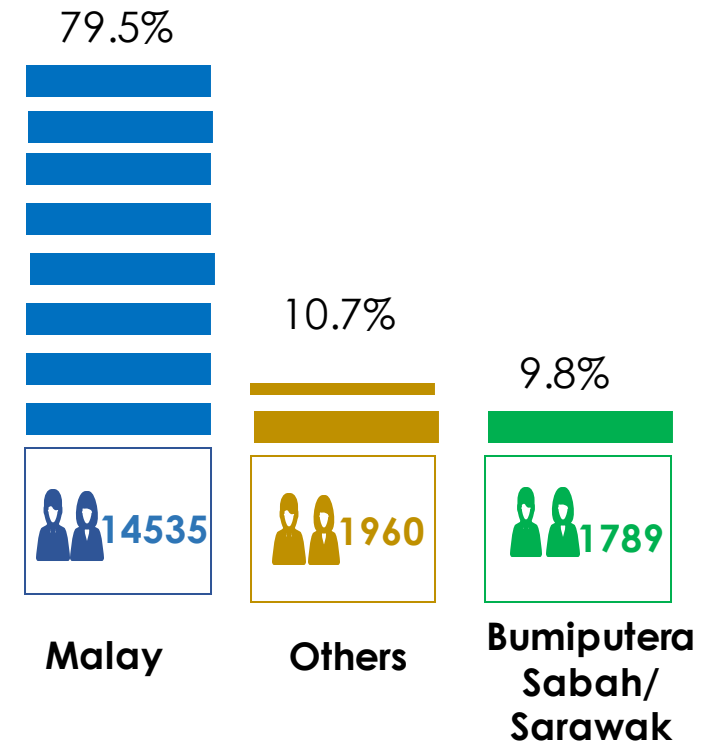
2017 2018 2019

# DEMOGRAPHIC BY GENDER & RACE BASED ON TOTAL NO. TRAINED 2017-2019

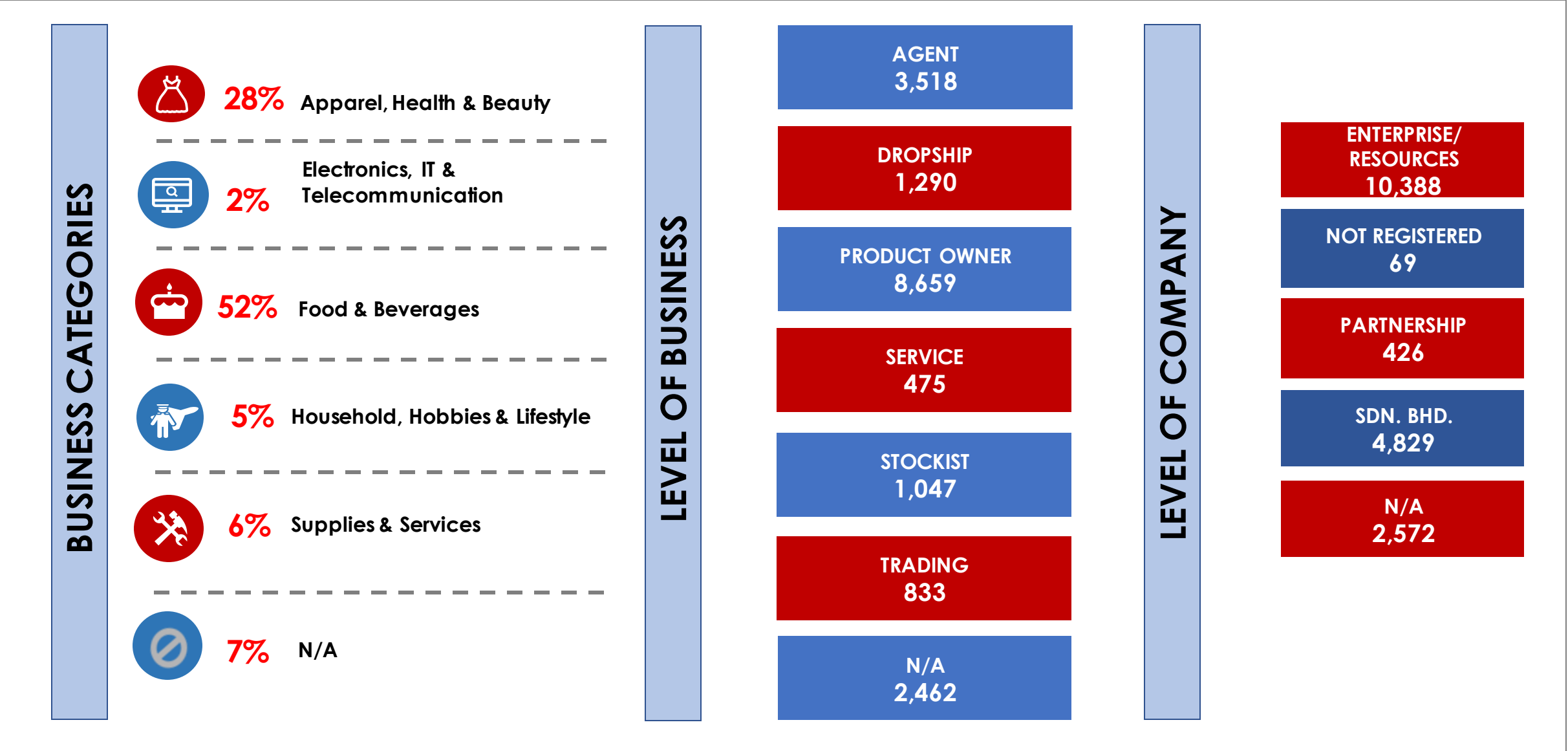
## GENDER



## RACE



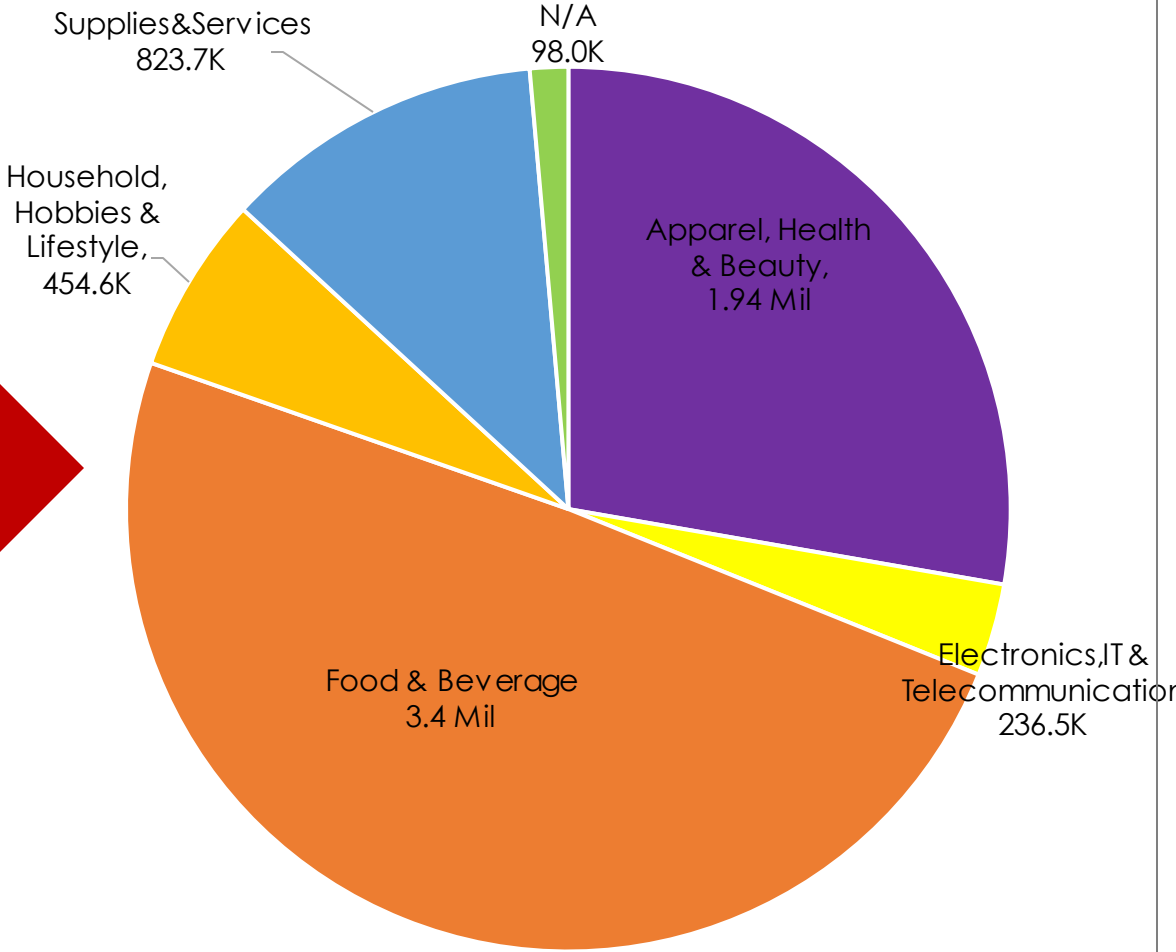

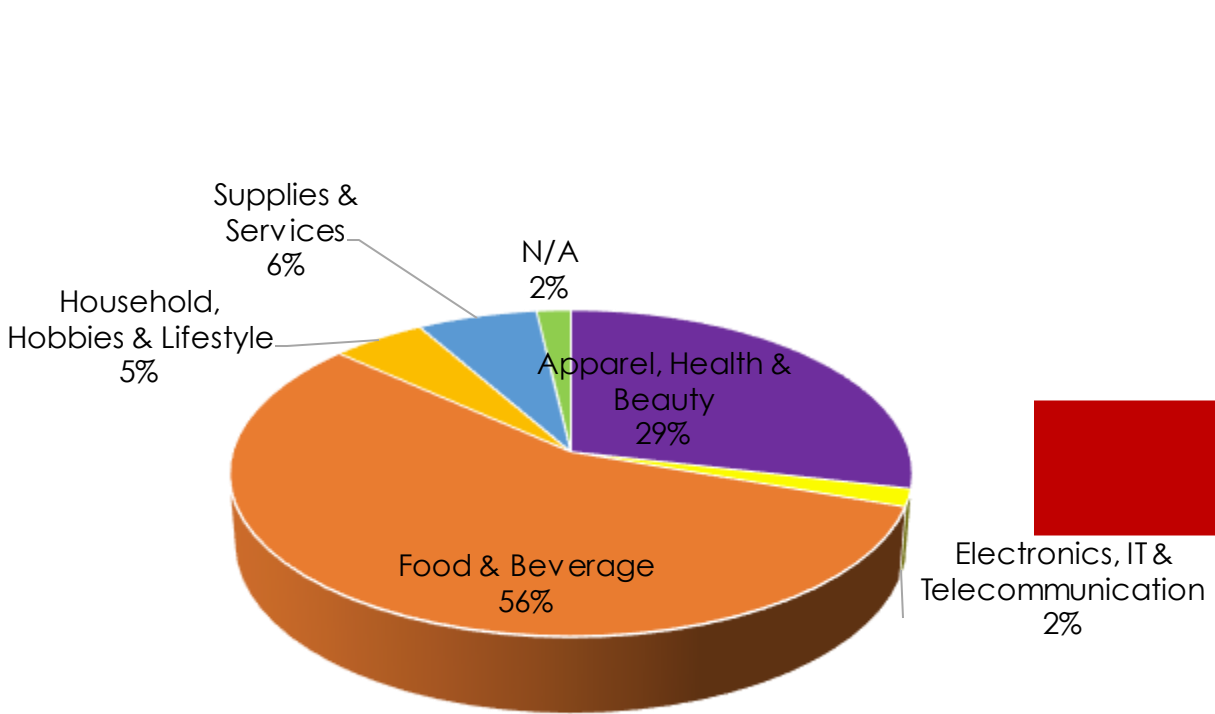
# DIVERSITY OF BUSINESS CATEGORIES, LEVEL OF BUSINESS AND COMPANY AMONG STUDENTS 2017-2019



# eUSAHAWAN STATISTICS BY BUSINESS CATEGORIES 2017-2019

**NO. OF PARTICIPANTS REPORT SALES**

**SALES REPORTED (RM)**





# TOP 10 LECTURERS' ACHIEVEMENT FOR 2019

INSTITUTIONS	LECTURERS' NAME	NO OF STUDENT TRAINED	NO OF STUDENT REPORTING SALES	SALES REPORTED (RM)	AVERAGE SALES PER STUDENT
UiTM Bandaraya Melaka	Noorain Mohd Nordin	105	100	142,351.77	1,355.73
UiTM Shah Alam	Ainulmaawa Hamat	70	60	73,892.70	1,055.61
UiTM Segamat	Ahmad Marzuki Othman	61	61	56,710.60	929.68
UiTM Segamat	Ahmad Fuzi Md Ajs	91	89	75,564.60	830.38
UiTM Segamat	Siti Farrah Binti Shahwir	173	161	134,976.36	780.21
UiTM Cawangan Kedah	Dr Law Kuan Kheng	213	208	162,744.07	764.06
UiTM Shah Alam	Azmi Mat	144	127	108,956.55	756.64
UiTM Puncak Alam	Ayu Rohaidah Ghazali	64	60	43,485.20	679.46
UiTM Puncak Alam	Noor Azlina Mohamed Yunus	95	72	61,764.73	650.16
UiTM Segamat	Jannah Munirah Binti Mod Noor	100	95	60,398.49	603.98

## LECTURERS' COMPLETED TOT & CPD

**214**

TOT DIGITAL  
COMMERCE

**15**

TOT  
eCOMMERCE

**3**

TOT CROSS  
BORDER  
COMMERCE

# COMPELLING STORY FROM UiTM STUDENT 2019

Muhammad Jazman Affiq bin Jalaludin

Age 20, Bachelor Degree in Accounting

Product/service: Electronics, IT & Telecommunication

2019

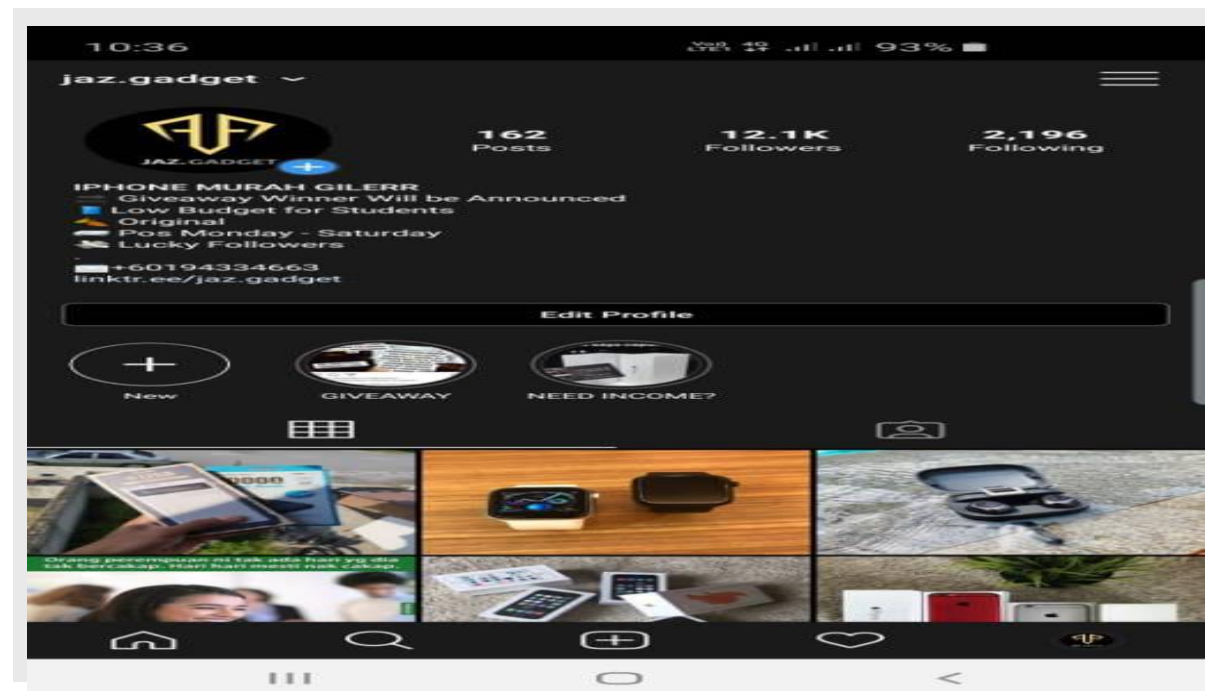
Business Name: **Jaz.Gadget**

Facebook: -

Instagram:

<https://www.instagram.com/jaz.gadget>

- Attended Digital Entrepreneurship class at **UiTM Puncak Alam**
- Overall sales after eUsahawan : **RM 52,789**



SALES BEFORE PROGRAM **RM 2K**  
Per month

SALES AFTER PROGRAM

**RM 17.9K**  
Per month

↑ 895%

# THANK YOU



<https://go-ecommerce.my/>



eUsahawan MY



[nurbalkis.amairuddin@mdec.com.my](mailto:nurbalkis.amairuddin@mdec.com.my)

*"I'm Championing Malaysia's  
Digital Economy"*

**MIDEC**<sup>®</sup>